

LEGAL AND INCOME DISCLAIMER

The contents of this book are subject to copyright © 2016 Srijan Bhardwaj. All rights reserved. No part of this document may be reproduced or transmitted in any form, electronic or otherwise, by any means without the prior written permission of the publisher.

While every effort has been made by the author and all associated contributors to present accurate and up to date information within this document, it is apparent technologies rapidly change. Therefore, the author and all associated contributors reserve the right to update the contents and information provided herein as these changes progress. The author and/or all associated contributors take no responsibility for any errors or omissions if such discrepancies exist within this document.

Any earnings or income statements, or earnings or income examples, are only estimates of what we think you could possibly earn. There is absolutely no assurance you'll do as well. If you rely upon our figures, you must accept the risk of not doing nearly as well.

Where specific income figures are used and attributed to an individual or business, those persons or businesses have earned that amount. There is no assurance you'll do as well.

If you rely upon our figures; you must accept the risk of not doing as well. Any and all claims or representations, as to income earnings in this eBook, are not to be considered as average earnings. There can be no assurance that any prior successes, or past results, as to income earnings, can be used as an indication of your future success or results. Monetary and income results are based on many factors.

We have no way of knowing how well you will do, as we do not know you, your background, your work ethic, or your business skills or practices. Therefore, we do not guarantee or imply that you will get rich or make any money.

Users of our products, services and web site are advised to do their own due diligence when it comes to making business decisions and all information, products, and services that have been provided should be independently verified by your own qualified professionals. Our information, products, and services on the web site should be carefully considered and evaluated, before reaching a business decision, on whether to rely on them.

You agree that our company is not responsible for the success or failure of your business decisions relating to any information presented by our company, or our company products or services.

About the Creators!



SRIJAN BHARDWAJ



SAUL MARANEY



SHAHNAWAZ SADIQUEE



SRIJAN BHARDWAJ

My name is Srijan Bhardwaj and I am the creator of this step-by-step product.

I am a 22-year old entrepreneur and self-publishing author who completed his graduation this August.

In the first month of my 4 years of graduation (I was an engineering student) I had realized that engineering was not my cup of tea. I was not a guy who could study coding and then become a software developer. So, in the coming months, I tried my hands at various things, on many different platforms in a plethora of projects.

Finally, after 2.5 years of my engineering, I felt it was time to start my own business and I started my first venture in the basement of my college along with 3 of my friends. I had 3 years of experience in marketing and sales, advertising and PR. Hence, running a startup seemed like a piece of cake to me.

In a couple of weeks, the startup failed miserably. I failed. My friends failed. I had no clue of what had gone wrong. I was shattered, broken. It seemed someone had taken the life out of me, inch by inch. I took an off for a couple of weeks to get my head straight.

I just documented the progress I had made and the failures I had faced, the small success I had achieved. While documenting my progress and cross-examining it, I realized that a person learns more from his failures than his success. The practical implication of this fundamental truth made me introspect my own case study even more. After introspecting, I had some concrete information supported by examples.

I simply used my own case study in a step by step manner again but under careful observations and this time, I got better results. Then one day, it occurred to me if this cross examination and introspection had helped me, it could massively help others as well. That's when I put the information in the form of an eBook and published it on Amazon Kindle. I had no knowledge about self-publishing back then.

But to my astonishment, my book made me \$300 in the first month and \$70-80 in passive income for the next months. This was the moment when I realized the potential, Kindle had to offer. It was a goldmine which was waiting to be churned out to get heaps of gold.

My immediate next step was publishing a couple of more books and to test out a few things, I had put them under a pen name. But to my utter dismay, those books didn't make even \$50 in total. I was trying and testing many different strategies and they were consistently failing. In the meantime, I had also completed my graduation and now I didn't want to go for a 9-5 job, even though I had 4 job offers from top notch companies. So that's when I started IM full time and started testing out new things, publishing books on Kindle.

Most people don't realize what they are missing by ignoring traffic. If they make a decision to transform their business into a profitable one, using free traffic route, they have already won half of the battle. This guide will show you a different path of traffic which most people fail to observe and walk upon (I used to be one of them too!). This guide here will be your walk through to the same exact process I have used while working with 8 organizations in the last 9 months (this month being the 10th month) for the digital advertising operations.



SAUL MARANEY

Hi, my name is **Saul Maraney** and I live in Cape Town, South Africa.

I have been involved in Online Marketing since 2007, predominantly in the hypnosis niche. I have created 9 hypnosis products, which combined, have sold over 9000 copies to people in over 32 countries.

My success has been based on the relationships I have developed, sheer hard work and getting to know what my subscribers most want to purchase. From day one of building my list, I continuously surveyed my Customers, hung out in the same forums where they were spending time and attended the same conferences as they were attending. Since the launch of my first hypnosis product I have constantly been on the lookout for tools and strategies to grow my business and take it to the next level.

Like every naive newbie, over that time I joined a ton of people's lists and started purchasing a lot of different products on ClickBank, WarriorPlus and JVZoo. Some worked, and others really didn't, and I wasted a lot of time and money.

<http://marketingwithsaul.com> | <http://wizardofwisdom.com>

Rapid Insta Profits

At this point of my online career, I feel grateful that I have been through that experience and I have vowed not to repeat that again. My turning point came in the form of two powerful experiences.

1. I joined a coaching program and got focused:

If you look at any top athlete or businessperson around the world you will notice that they all have coaches. And in Online Marketing, this is a vital component to anyone's success too. My coach and the members of my coaching team have showed me how to get out of a buyer's mindset and into a seller's one. – This shift has made a massive difference to everything that I do now. With a lack of focus, it is impossible to succeed in this game.

2. I became very, very, very selective about any further product that I would purchase and started implementing the ones I already had:

What a relief I felt when I started to actually implement what I had already purchased and started to finally see results. In the last eleven months I have won 7 “WSO of the Day” awards and every day I continue to grow and learn new things.

Please know that I believe that you too can achieve success in Online Marketing and that I believe in you.

Now let me ask you: “Are you committed to taking action on what we are about to teach you?”

Great!

So let's get started!

Saul Maraney, Cape Town, South Africa.



SHAHNAWAZ SADIQUEE

Hey this is Shahnawaz Sadiquee, I am a 5-figure Internet marketer and founder of CommonStupidMan.Com.

I've been working in Internet Marketing industry since the last 4 years and helping my students to create a successful online business.

I've also done my MBA from a very reputed college and have a vast experience in sales and Digital Marketing for the projects like Tata Aig, Kerala Holiday Mart, Karur Vyasa Bank, Cox & Kings, Max Life Insurance, Mahindra Insurance, etc.

I love digital marketing more than sales and this dedication towards my job and knowledge of internet marketing lead me to open my own domain CommonStupidMan.Com.

I always wanted to have my own website.

Apart from this I am also taking care of Sales and Digital Marketing profile as a head in Travelwithsmile.Com. I love to write articles on Current affairs, Tech, Travel and party destinations, life style etc.

If you have any question about internet marketing, feel free to get in touch with me!

Table of Contents

[Introduction](#)

[What will you get out of this system?](#)

[Overview](#)

[How to use this course](#)

[Setting up everything for list building](#)

[Traffic Source #1: Reddit](#)

[Traffic Source #2: Forums & Discussions Boards](#)

[Traffic Source #3: LinkedIn](#)

[Traffic Source #4: Kindle](#)

[Bonus Traffic Source #1: Email Traffic](#)

[Bonus Traffic Source #2: JV Partners](#)

[Final Words](#)

Introduction

Hi!

First of all, I would like to thank you for trusting our product.

Let me quickly introduce myself. My name is **Srijan Bhardwaj** and I am the creator of this step-by-step product along with my partners **Shahnawaz Siddique** and **Saul Maraney**.

I am a 22-year old entrepreneur and an Internet Marketer who is also a #1 Bestselling author.

I completed my graduation this August. In the first month of my 4 years of graduation, (I was an engineering student) I had realized that engineering was not my cup of tea. I was not a guy who could study coding and then become a software developer. So, in the coming months, **I tried my hands at various things, on many different platforms in a plethora of projects.**

Finally, after 2.5 years of my engineering, I felt it was time to start my own business and I started my first venture in the basement of my college along with 3 of my friends. I had 3 years of experience in marketing and sales, advertising and PR.

Hence, running a startup **seemed like a piece of cake** to me.

In a couple of weeks, **the startup failed; miserably**. I failed. My friends failed. I had no clue of what had gone wrong. I was shattered, broken. It seemed, someone had taken life out of me, inch by inch.

I took an off for a couple of weeks to get my head straight. I just documented the progress I had made, the failures I had faced, and the small success I had achieved. While documenting my progress and cross examining it, I realized that **a person learns more from his failures than his success**.

The practical implication of this fundamental truth made me introspect my own case study even more. After introspecting, I had some concrete information supported by examples.

I simply used my own case study in a step by step manner again but under careful observations and this time, I got better results.

Then one day, it occurred to me if this cross examination and introspection had helped me, it would massively help others as well.

I'd also realized that the biggest reason why I had failed was because **my business had no leads**.

And no leads meant no customers which in turn meant 0 profit or revenue.

In other words, I didn't have any traffic for my business. Be it online or offline, we need traffic for our business.

Now, in my online internet marketing journey, I have realized that there are 3 kinds of traffic.

1. Cold traffic

This kind of traffic is the least effective, as it is not educated enough and wouldn't do any good to your business.

Hence, it converts at around 1-2% only.

2. Warm traffic

This is the second kind of traffic and is the one that is most commonly used.

Warm traffic means that people know you or trust you and are a bit educated as well.

This kind of traffic converts at 10-30%.

3. Red Hot traffic

This is the last kind of traffic and is the best source as well.

Red hot traffic is highly targeted, laser focused and well educated about the topic.

Astonishingly, this kind of traffic converts at 40-80%.

In my IM journey, I have worked on all these traffic sources and burned a lot of time, money, energy and efforts.

But, once I learned how to get red hot traffic then there was no looking back.

We (me and my partners) have tried and tested a lot of new things and got great results.

This was when we decided to make a step by step course for a complete newbie, beginners and marketers who were trying their hard to make money online.

Everything that we have learned the hard way has been put in this step by step course that has been broken down into modules.

If you take action on these techniques, we are sure that you will do great.

Don't get overwhelmed, don't let the information overload grasp you.

Consume these bits and pieces, one at a time.

*Document the progress you make. Make critical assessment and **come back and use this guide as per your need!***

What will you get out of this system?

You are going to ***learn the exact system*** which has worked well for me and helped me *become a successful self-publishing author and a marketer*.

If you follow this guide and take massive amount of consistent action, then you will definitely learn the mantra to draw profits from traffic. This is why I have named this guide **“Traffic Profit Mantra”** because it helped me achieve the following:

- 1.** Created a highly targeted list of 3,000+ subscribers in less than a month!
- 2.** Used this list to draw laser-focused traffic to my website and affiliate offers!
- 3.** Made more than \$1500 in 15 days with this list!

Isn't that beautiful?

This method works. Period!

But, let me warn you. It is not a get-rich-quick scheme. If you are someone who is looking for the next shiny object to learn the trick to create millions in a fortnight, then this is not for you.

But, *if you are a person who wants to create a steady stream of income and scale it up massively, then this is for you.* However, your success will demand **hard work, patience and perseverance**. The more you put in these, the more your income will increase.

Overview

I would personally like to welcome you on behalf of me and my partners.

I would like to *thank you* for picking up this amazing free traffic sources knowledge.

I know that you have invested your hard earned money in this product and I would ensure that you get the maximum out of this course.

We all know that *the key to succeeding online is red hot converting traffic*.

Because:

No traffic = No prospects and leads = No sales = No \$\$\$

But on the other hand:

Red hot targeted Traffic = High Conversions = Customers = \$\$\$

Now, it is pretty clear that if you want to make money online then you have to have Red hot high converting traffic. There is no other way around it.

And for red hot traffic we have 2 choices:

Free traffic and Paid Traffic.

As an online marketer I recommend both these sources.

But, for this course we are going to focus on free traffic sources.

There are over 100 free traffic sources you could work on. I have tried many of them. But, I have found that only a few of them work and get you high conversions.

So, In this course I will focus on some of my favorite and consistent sources of traffic. These traffic sources are evergreen and work in all niches, including weird niches.

Using these traffic sources you can get people in front of your offers and make money online.

I hope that **before you start** taking action on these traffic sources, you *have a niche in place*.

If you don't have a niche in place, this course wouldn't do you much benefit. For your ease and simplicity I have added a special bonus, on how to pick up your niche fast. If you don't have a niche you can go through that bonus and find your niche in 20 minutes or less.

For the sake of simplicity, I will stick with the Internet Marketing (MMO) niche and explain how to take free sources of traffic and send to a high converting landing page.

Introduction to Red Hot Free Traffic Sources

Before we start, I would like to recommend getting your own domain name.

Build a site around it or an opt-in page (whatever you want) to build your list as well.

Creating a list from free traffic sources will ensure that you can get repeat customers and recurring sales as we all know that money is in the list.

It's a must that you have a plan of action in place as well. You can either send all your free traffic to a lead capture (opt-in) page to collect an email and follow up or you can send the traffic directly to an offer which can be a CPA offer, Clickbank , JVzoo , Warriorplus offer etc.

But, I highly recommend that you send all your free traffic to a lead capture page first, collect an email and then promote your offer to your list.

Because when you are sending targeted traffic to your opt-in page, you are going to build a long term business.

How to use this Course?

I recommend reading the whole guide first.

Once you have read the complete guide, go through the *Quick-Start guide*. I have systematically arranged each and every action in order. Start doing those things and *if you are facing any problem* on any point then *go back to the main course* (one which you are reading right now) and read the section in which you are facing problem.

By this, you will not get overwhelmed. **Just take one action at a time.** You will find out, that in very short time you will be able to publish your book. **You have to take action, if you want this guide to work for you. You are the only one who can make something happen. You are the key to your personal success.**

Don't forget that, ever.

No matter how good the system, it is always up to the student to follow through and apply the teachings to make things happen. Never give up, keep an open mind and be willing to learn. This is the best piece of advice

that I can give you when it comes to success with Kindle Publishing and pretty much life.

Now, be ready with pen & paper before moving up to Step 1, where you will get to know how to do research for your bestselling book!

Setting up Everything for List Building

There are a couple of things you need to build your list:

- A lead page or landing page
- A bonus for opt-in
- An auto responder
- A couple of mails set up

Let me tell you, how to set them up.

PART 1: Landing page

A landing page is also called as a *squeeze page* or an *opt-in page*. This page is set up to collect the email addresses in exchange of the bonus they will get.

The people who see your book on Amazon Kindle, download it or buy it come to your landing page.

Your landing page should have a:

- Bold headline
- Supporting sub-headline
- A strong CTA (Call To Action)
- A sign-up form

When a person signs up and fills the information, his information is automatically stored in the auto responder.

A landing page looks like this:



You can create a landing page using the following tools:

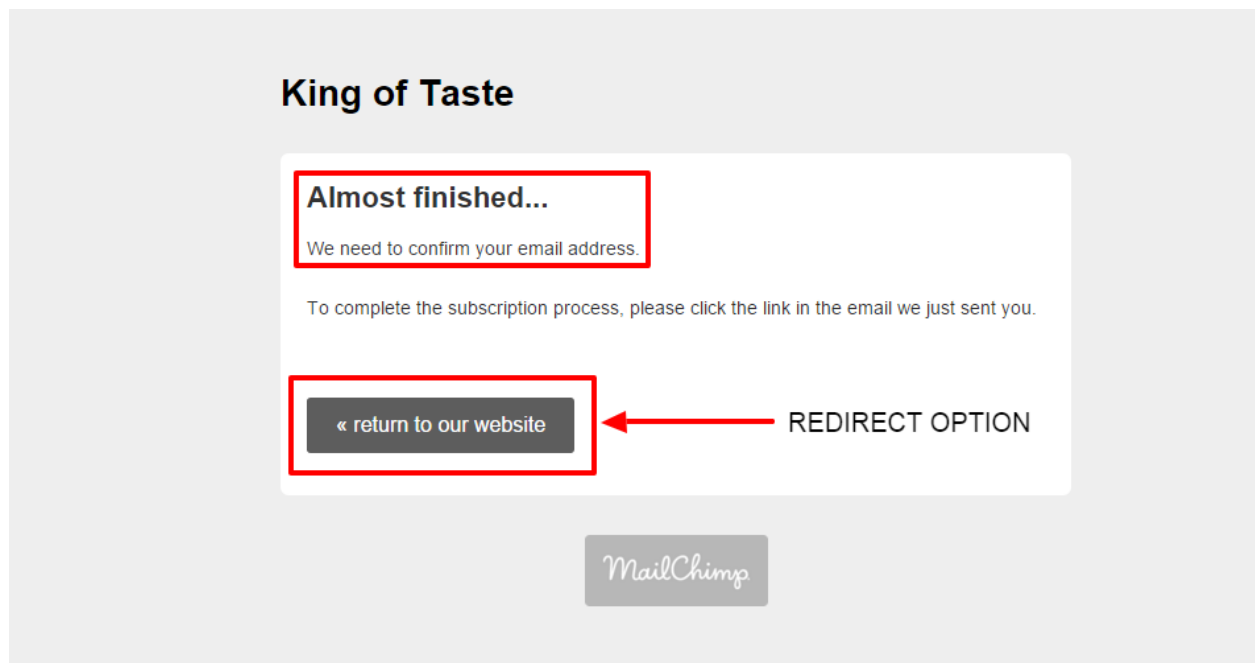
Unbounce (<http://unbounce.com/>)

Instapage (<https://instapage.com/>)

Leadpages (<http://www.leadpages.net/>)

Launchrock (<https://www.launchrock.com/>)

Once you have created a landing page, you need to create a redirect page as well:



After this, you need to create a download page from where the people can download the free gift or bonus.

Let me tell you about the next part now.

PART 2: Auto responder

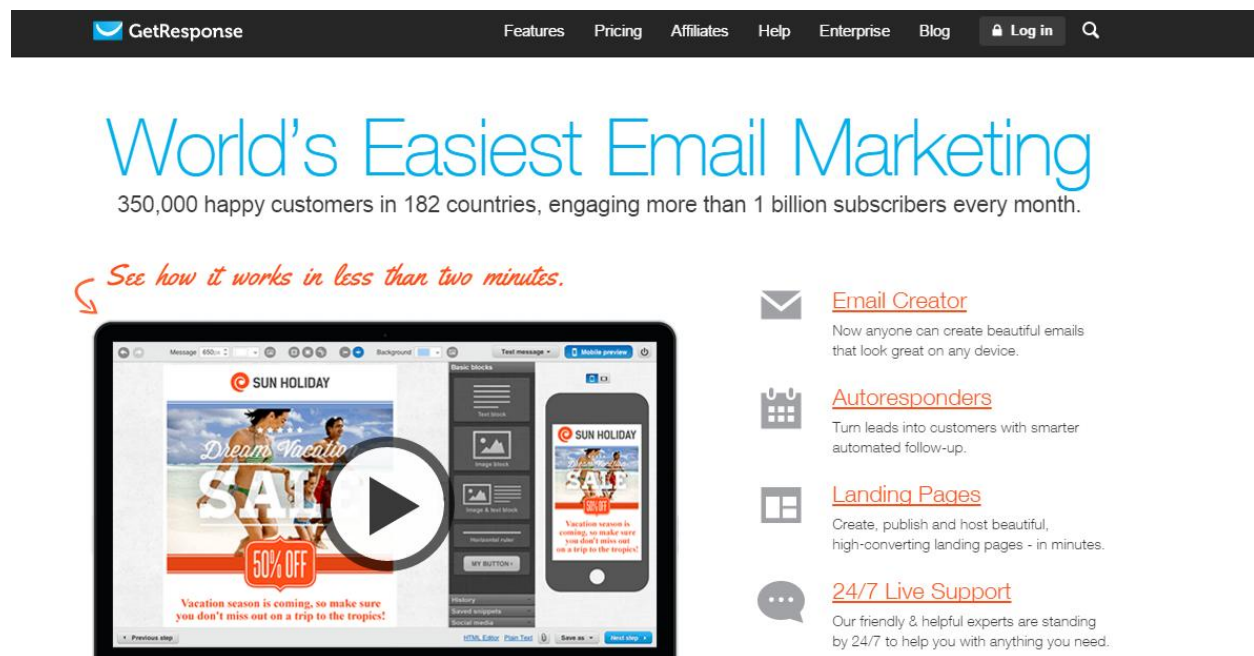
An auto responder is an email service that automatically responds to time based or event based occurrences. This is the most important part of this step. *Without using an auto responder, you can't collect the email addresses.*

I recommend using Getresponse as an auto responder. You can access Getresponse from here:

<http://www.getresponse.com/>

Getresponse also comes with creating a sign up form that you can use for your opt-in page.

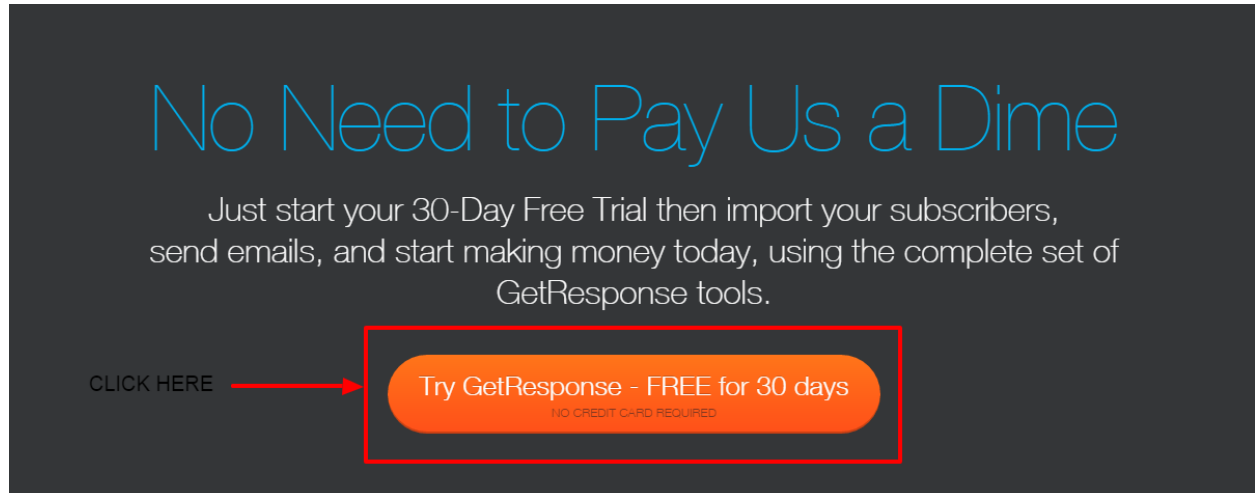
Getresponse looks like:



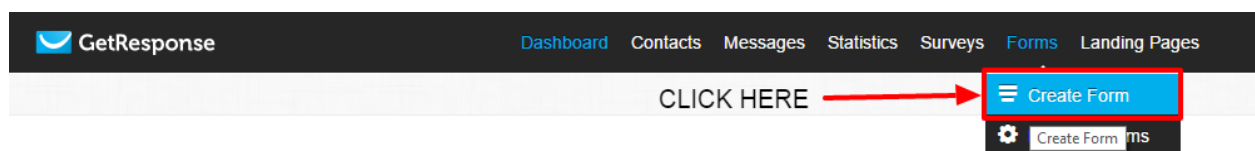
The screenshot shows the GetResponse website homepage. At the top is a dark navigation bar with the GetResponse logo and links for Features, Pricing, Affiliates, Help, Enterprise, Blog, Log in, and a search icon. Below the navigation bar is a large blue headline: "World's Easiest Email Marketing". Underneath the headline is a sub-headline: "350,000 happy customers in 182 countries, engaging more than 1 billion subscribers every month." To the left of the main content area is a red arrow pointing to a video player. Above the video player is the text "See how it works in less than two minutes." The video player shows a preview of an email campaign for "SUN HOLIDAY" with a "50% OFF" discount. To the right of the video player is a list of features, each with an icon and a brief description:

- Email Creator**: Now anyone can create beautiful emails that look great on any device.
- Autoresponders**: Turn leads into customers with smarter automated follow-up.
- Landing Pages**: Create, publish and host beautiful, high-converting landing pages - in minutes.
- 24/7 Live Support**: Our friendly & helpful experts are standing by 24/7 to help you with anything you need.


You need to create an account by scrolling down to the page. You can create a 30 day free trial account:



Once you have created an account and logged in, you need to create a web form first. You can do so by going to your dashboard and then going over the “Forms” drop down menu.

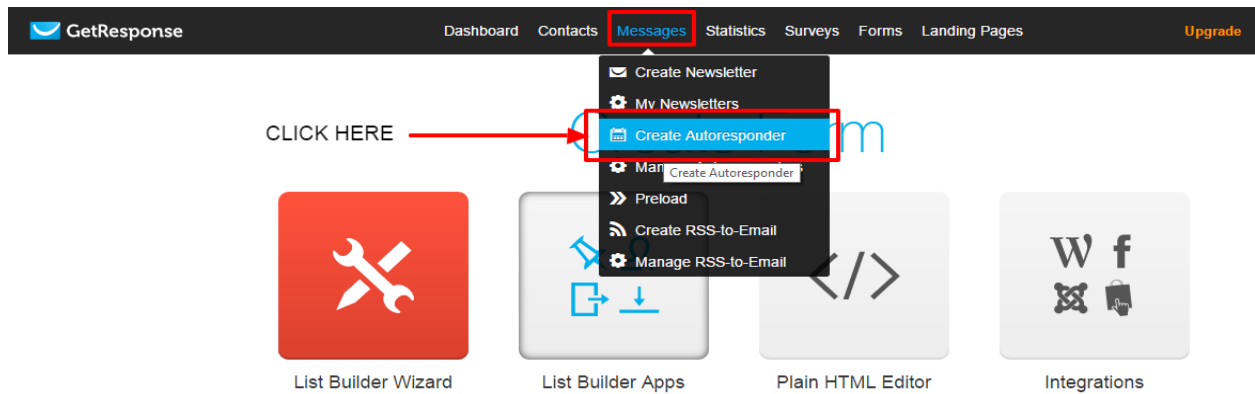


Now you need to create a web form. I recommend you to choose these options:

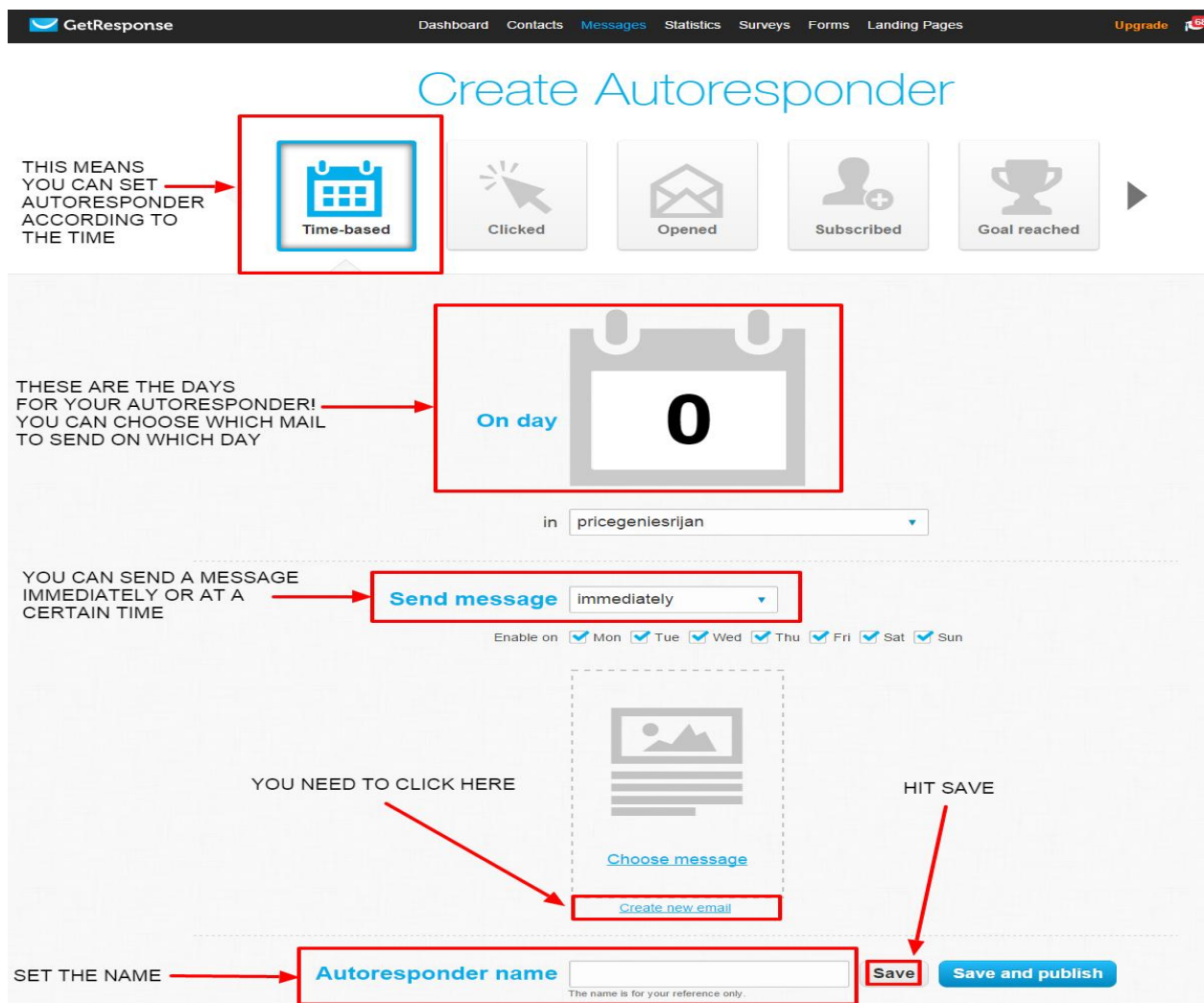


Now, people will sign up through this web form. Whenever someone will sign up, they will be redirected through the auto responder. This means they will receive mails automatically, that will be set by you beforehand.

To set up an auto responder, you need to go to “Messages” and choose “Create an auto responder”.

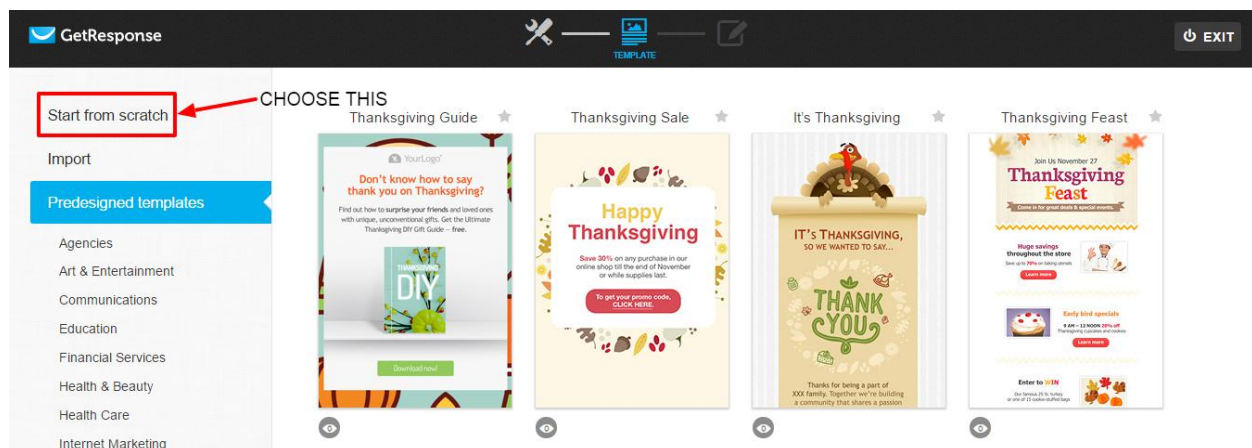


You will come on a page like this. You need to leave the settings like this only:

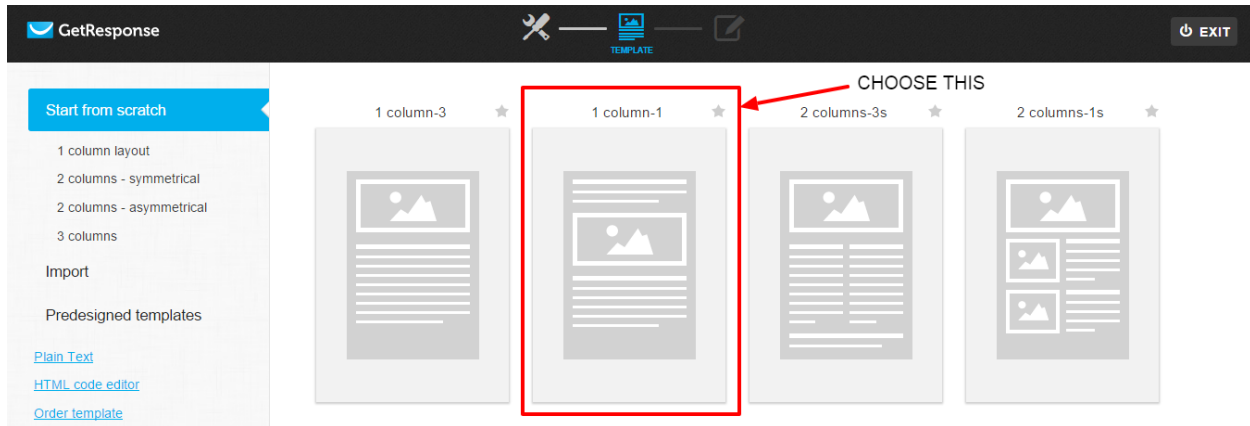


Now you will come on the next page:

You need to fill in the details of your mail and then click on “Next step” and you will be redirected to the next page:



Choose “Start from scratch” and you will be redirected to this page:



Now, choose 1 column layout and you will see this:



Now, you can start to drag and drop the text block and write in your email. Once you have done that, you can click on “Next Step” and then hit “Save and publish”.

Send message immediately

Enable on ☒ Mon ☒ Tue ☒ Wed ☒ Thu ☒ Fri ☒ Sat ☒ Sun

Are

em ipsum dolor sit amet
 utque faucibus a rhoncus sed non in dui dictum natusque a nec in pellentesque. ut augue et pulvinar elementum eros. integer ornare. scelerisque. Nam tincidunt dignissim ac urna tortor? rhoncus, cras massa. Proibitor cras auctor turpis lorem adipiscing. sed [Nulla](#) [Nulla](#)

em ipsum dolor sit amet
 neque faucibus a rhoncus sed non in dui dictum natusque a nec in pellentesque. ut [Nulla](#) [Nulla](#). Scelerisque faucibus a rhoncus sed non in dui dictum natusque a nec in pellentesque. auctor augue et massa. Proibitor cras auctor turpis lorem adipiscing. sed [Nulla](#) [Nulla](#)

em ipsum dolor sit amet
 neque faucibus a rhoncus sed non in dui dictum natusque a nec in pellentesque. ut [Nulla](#) [Nulla](#). Scelerisque faucibus a rhoncus sed non in dui dictum natusque a nec in pellentesque. auctor augue et massa. Proibitor cras auctor turpis lorem adipiscing. sed [Nulla](#) [Nulla](#)

[Edit message](#) or [create new](#)

Autoresponder name Are Save **Save and publish**

The name is for your reference only.

Your mail will be sent to everyone who has signed up for your list.

You should write mails for the first week and set up the auto responder.

Once you have done that, you can add link to the web form to your book.

Traffic Source #1: Reddit

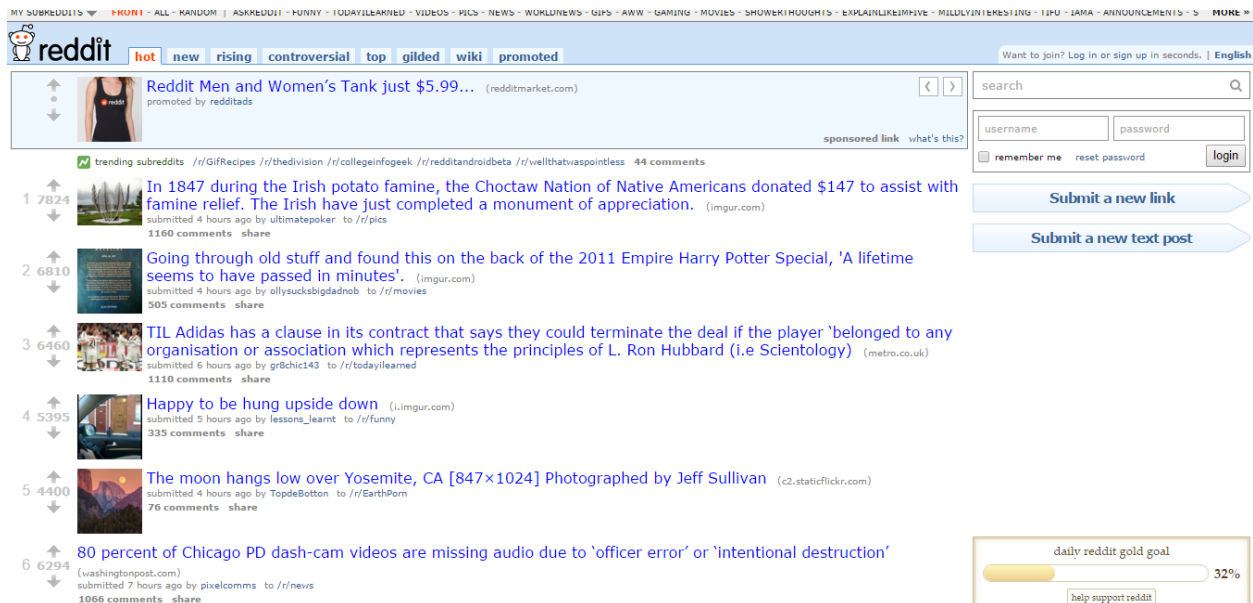
This site reddit, at <http://www.reddit.com> is one of my favorite traffic sources.

Well, you may ask why?

The answer is because the site enjoys a whopping 168.5 million unique visitors in one month and they come from 208 different countries!

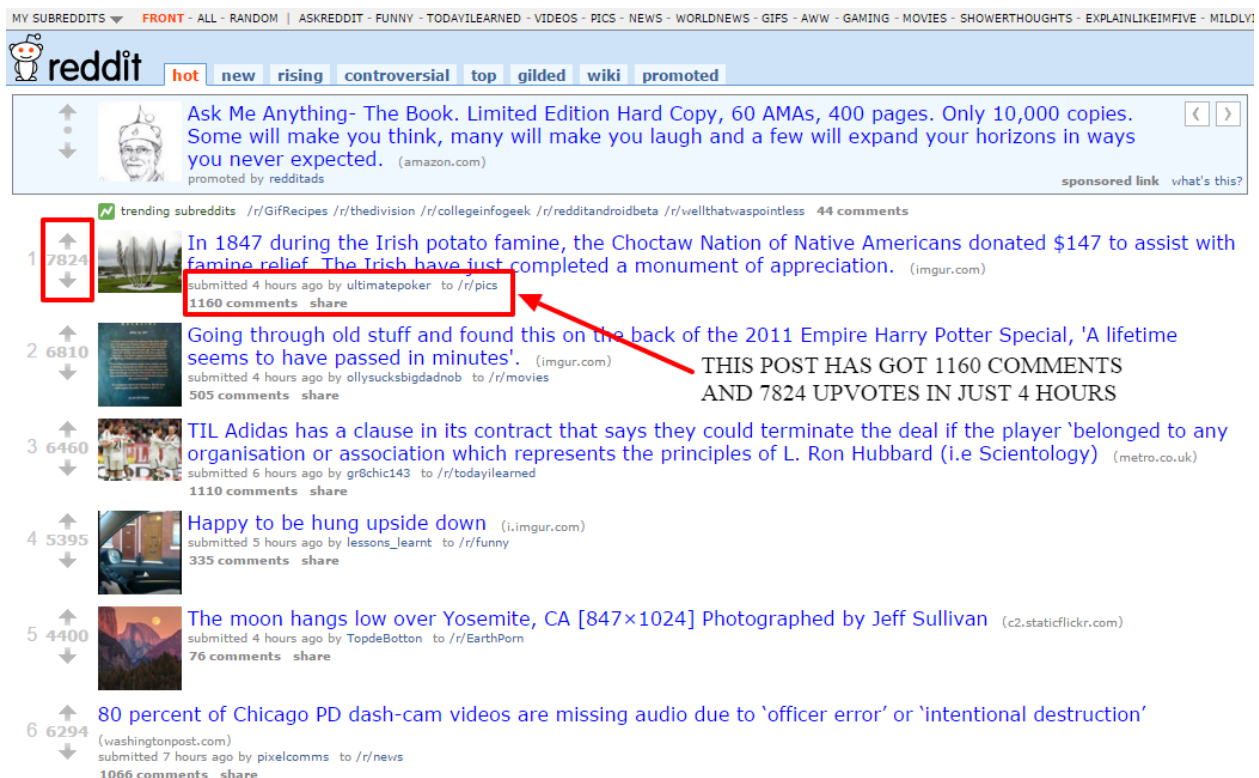
Isn't that awesome?

What could be a better traffic source than this? All you should do is to get a piece of Traffic from the Reddit pie here!



So without any further ado, let me quickly tell you how Reddit works.

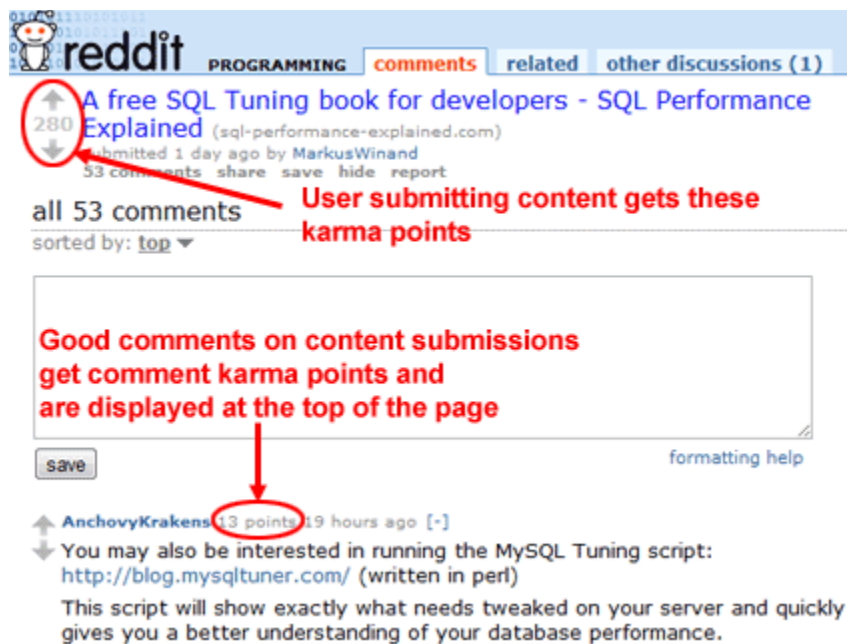
Reddit works in a simple manner. It allows its members to share their links and images in the bulletin board type interface and other members of the community can “Up Vote” or “Down vote” according to their likings of the topic and the quality.



What makes this site different is, that it has its own unique rating system on the basis of which members activities are allocated points. The distribution of these points also depends on a member's contribution to the Reddit community.

In here at Reddit, they call these points as “Karma” points.

There are “link karma”, “Comment Karma” and “Profile Karma”.

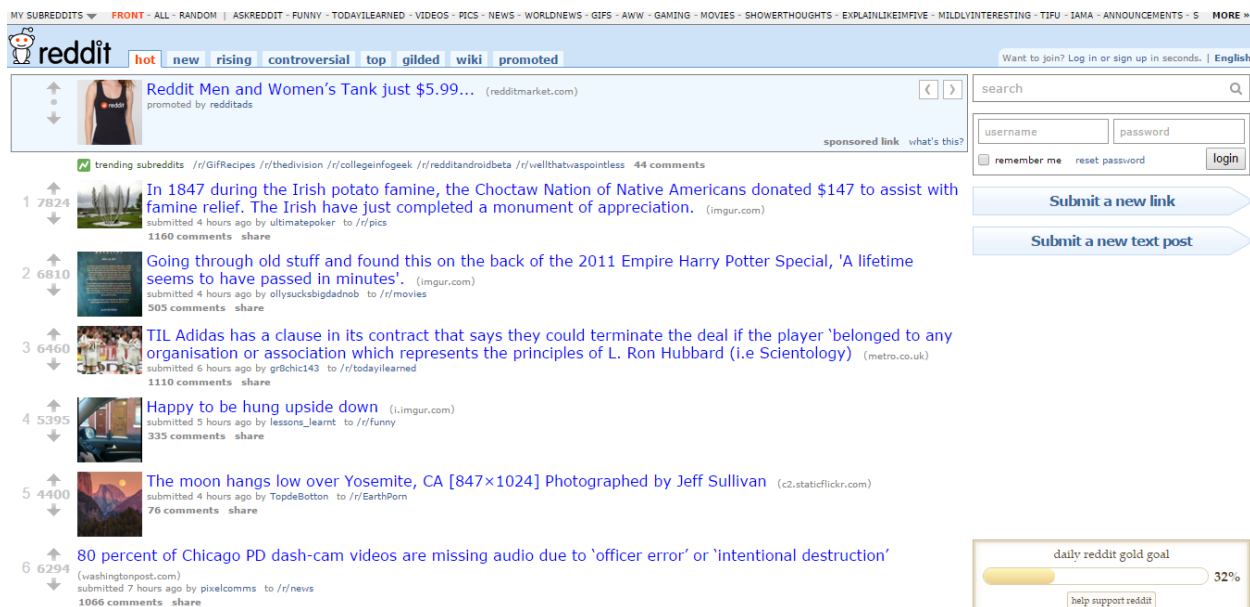


All of these karma points depend on how other members react on the links that you are submitting, the images and the profile.

Let me quickly show you how you can increase your karma points.

STEP 1: Create a reddit account

This is the first thing that you have to do. You simply have to create an account on the Reddit site. Reddit looks like this:



If you already have an account then you can skip this step.

Creating an account is free and simple and can be easily set up in a few minutes.

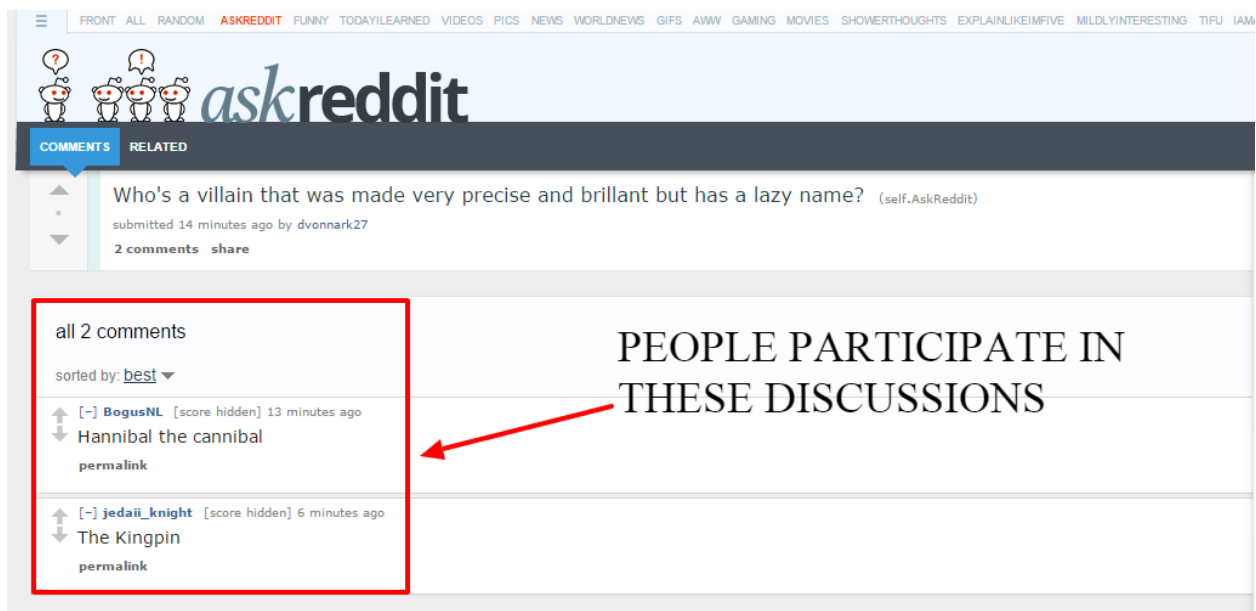
You can create up to 3 reddit accounts on 1 IP address. After that, your IP will be banned.

STEP 2: Start offering value

Most of the people fail to realize that reddit is a community of real people who live and breathe like us.

If you start posting or spamming your links just after creating your account, then this traffic source wouldn't work for you because the people or other group members will not trust you.

So, start offering value first.



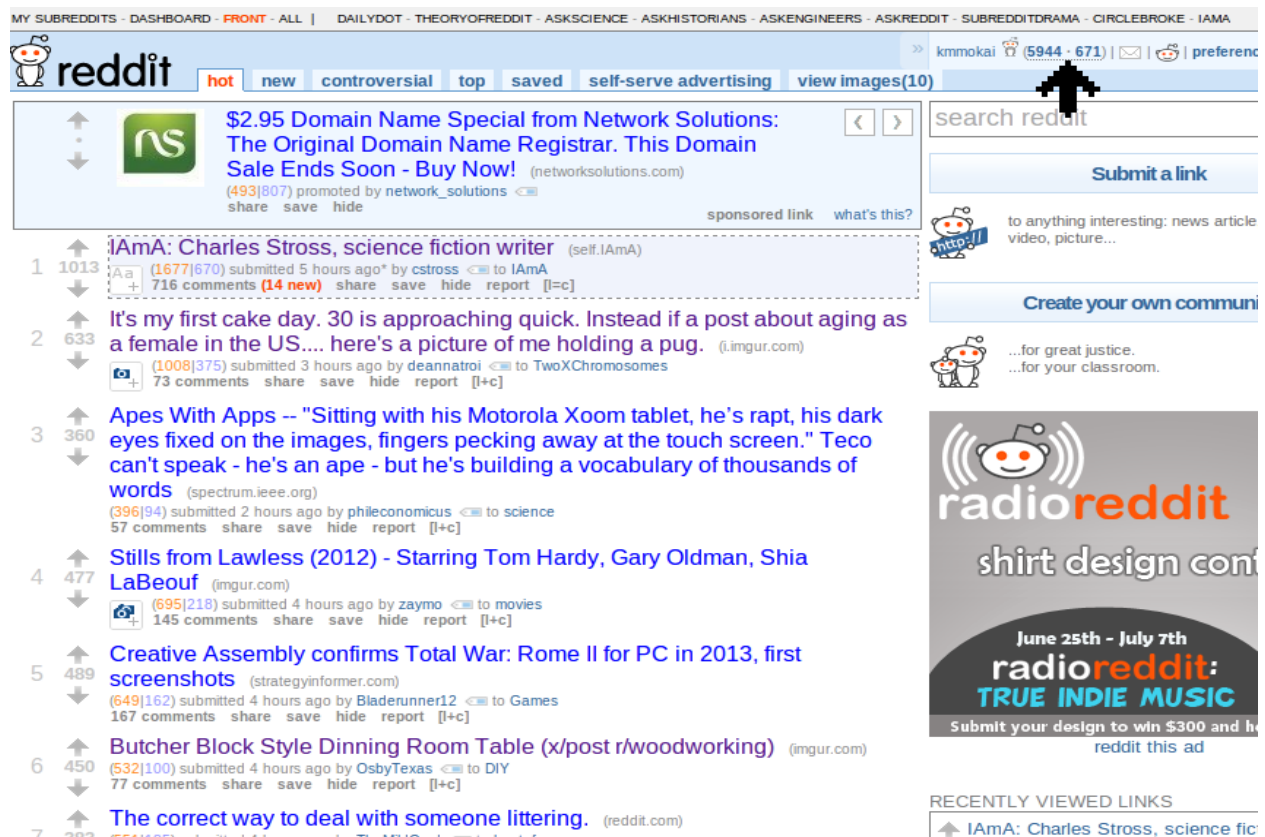
What you can do is, that you can create two other accounts and leverage them to enrich the link karma point of your main account.

STEP 3: Get link karma points on your profile

Before submitting your links, you will need at least 50-100 link karma first. After that only, you should start promoting your own links.

The quickest and the easiest way to gain link karma is to give “Up Vote” to other members links.

This will increase your score quickly.



STEP 4: Submitting your link

This is a pretty straight forward step.

But, you have to make sure that you submit your links at relevant places.

You should not submit your MMO offer links in the section which is based on "Yoga".

To submit your link, click on “submit a new link” at the right top corner.

It will take you to a window like below.

You can submit your links here. Posting links here is easy but you must practice the do's and don'ts of Reddit.

EXCLUSIVE NINJA BONUS TIPS

- Don't spam while posting your links.
- Offer value first.
- Find the best fit sub-reddit related and relevant to your niche.
- Comment on other links.
- Give up-votes to get link karma.
- Don't mention “up-vote please”.
- You can easily attract the Reddit audience to give their vote for your images and links.

- But, always make sure that you are writing an interesting and an eye catching title for your post.
- Also, write a short description of your post. The description should be what your post is about and should grab the attention of the reader instantly.
- Avoid using Reddit suggestion, because they will not provide you with attractive titles that can generate buzz.
- Trending or events images are very handy to gain more votes. Always keep an eye out on what's trending and use it for your own advantage.
- If you want you can use your two secondary accounts to up-vote your image.
- I will also recommend you to join some up-vote exchange Facebook groups.
- Be aware of “Stealth ban” Account. Reddit can ban your account without giving you any notice!
- Stealth Ban is that if you have submitted a link then it will show that it has been submitted, however no one will be actually able to see it

other than you, yourself.

- To check if your account has got a “stealth ban” or not, you need to login to your account and copy the url of your profile. Then use this link in another browser or incognito tab and hit enter.

If everything appears normally then you do not have your account banned.

But, if something like “page not found” or “the page you requested does not exist” appears, then bad news. Your account has definitely been banned.

Reddit is a big hub for getting laser targeted red hot traffic.

So, I would recommend you to take your time and approach cautiously. Initially, you should have spent some time exploring Reddit, leaving comments, receiving up-votes and building up your Karma score.

If you haven't done any of these things yet, it is important to do so immediately.

Your success with Reddit depends on you yourself. Always remember that before take come give. Before you expect to receive any benefits of the

platform you need to offer some value to this platform first so that you become a credible person and don't appear like another spammer.

Reddit is not like every other social network that is getting filled up with spammers and dead users.

Instead, Reddit has a very strong and very active spamming filter which can catch you very easily if you do not follow even a single rule.

But, on the other hand, if you follow the rules very carefully, then you can easily generate tons of red hot traffic that you never seen before and build up your email list quickly.

Traffic Source #2: Forums & Discussions Boards

The next traffic source is one of my most favorite traffic sources. It is forums and discussion boards.

Let me quickly tell you what a forum is. Well, forums are discussion boards or groups or bulletin boards that allow people who have a similar sphere of interest, to:

- Share ideas and seek help
- Get answer to their questions
- Network with other like-minded people
- Discover new methods and strategies fast
- Get advice from people who share the same interests

Most of the forums usually allow putting up a “signature” link that will appear at the end of your post. This link or the email signature is the key for generating traffic to your offer.

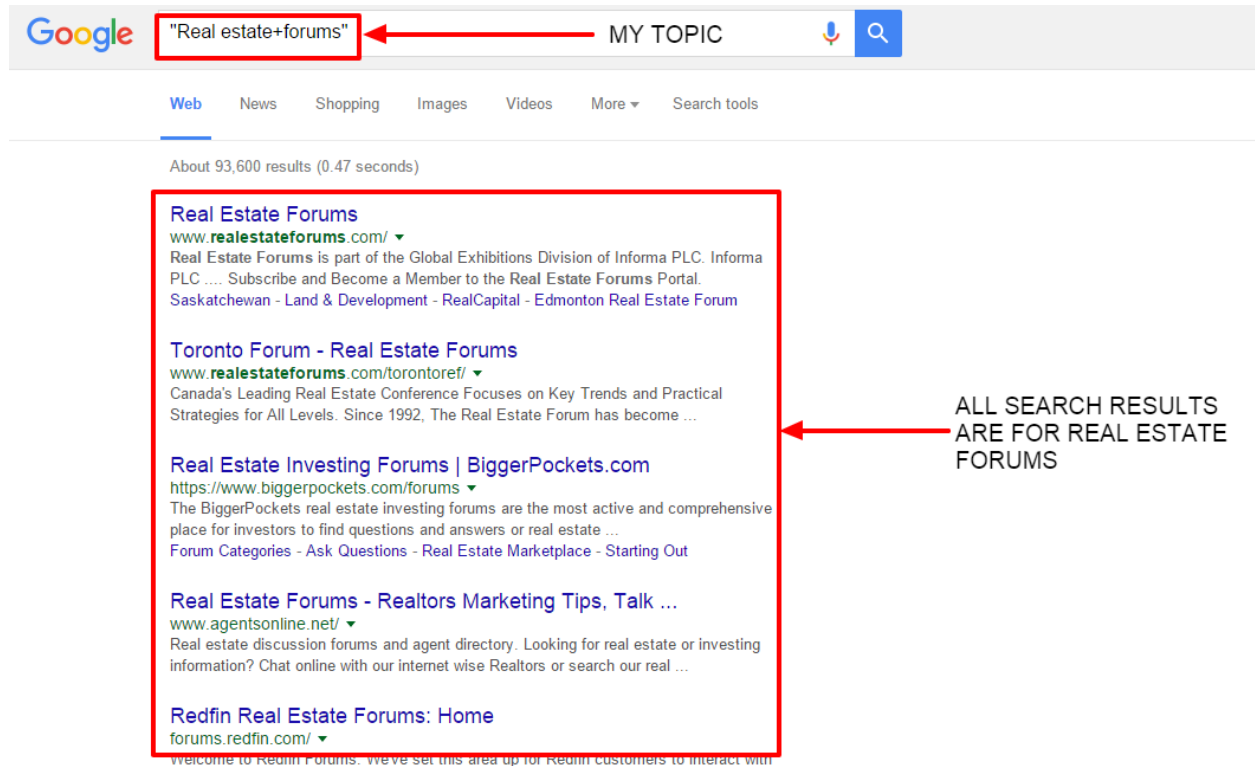
Getting high quality laser targeted traffic from forums is very useful if done properly. Most of the Internet marketers know this, but, only a few of them actually use it regularly.

This is because they think that generating traffic from forums demands a lot of time. But, actually generating traffic from forums is easy. It is a very powerful way to get niche specific leads.

One of the biggest reasons, why forum traffic is good, is because people who are usually active in these forums have a deep pain point or a pressing problem. So, they are very receptive to what you have to say and offer and hence you can easily build a great relationship with your list.

To use this traffic source, you need to go to Google and search for the topic of your book along with forums.

For example, if I have to search forums about “Real Estate”, I will search for “Real Estate + Forums”.



You need to put in your topic instead of “Real Estate” and search.

Open the links to the results you have got and check out these forums. To access some of these forums you might need to create an account.



FEATURED VIDEOS & WEBINARS

- Highlights from RealREIT 2015**
 Speaker(s): John Morrison, Neil Downey
- Succession & New Leadership in the C-Suite: What are the New Leaders Thinking?**
 Speaker(s): Stephen Sender
- What are the Major Sources of Capital for REITs & REOCs?**
 Speaker(s): Lori-Ann Beausoleil
- Going Global or Staying at Home? What are the key Considerations in Executing Such a Strategy?**
 Speaker(s): Amy Erixon

[Browse All Videos & Webinars](#)

UPCOMING FORUMS & CONFERENCES

- Global Property Market**
 December 1, 2015
- Real Estate Forum**
 December 2, 2015
- Québec Apartment Investment Conference**
 February 9, 2016
- RealCapital**
 February 23, 2016
- Vancouver Real Estate Forum**
 March 30, 2016

[Browse All Forums & Conferences](#)

Featured

gowlings

Tweets

[Follow](#)

- Real Estate Forums**
 @re_forums
 Download our app to access full programs, speaker bios, magazines & videos for all 20 of our events! [cards.twitter.com/cards/18ce53ux...](#)
 @CBREcanada
 Expand
- Real Estate Forums**
 @re_forums
 Expert: Top 5 Hotel Trends to Watch in 2016
[ow.ly/UJ8oH](#) #CRE via @bisnow
[pic.twitter.com/s7bVB7MGIW](#)



BREAKING NEWS

MARKET DATA & REPORTS

informa

CANADIAN REAL ESTATE FORUMS YOU NEED TO REGISTER HERE AND CREATE AN ACCOUNT

REGISTER OVERVIEW PROGRAM SPONSORS EDUCATION HOTEL & TRAVEL CONTACT US

REAL ESTATE FORUM

Metro Toronto Convention Centre, South Building
December 2-3, 2015

Canada's Leading Real Estate Conference Focuses on Key Trends and Practical Strategies for All Levels

Since 1992, The Real Estate Forum has become Canada's largest annual national conference on real estate investment and management issues. It has earned this reputation by offering high quality speakers on very topical issues at relatively low registration fees.

Last year, the conference once again attracted more than 2,350 executives – almost two-thirds were Vice Presidents or above of their respective organizations. The Forum was sold out for the eighth consecutive year.

Many networking functions are held concurrently with the Forum. The Co-Chairs' Welcome Reception will be held on Tuesday evening, December 1 at the Fairmont Royal York hotel. But there are countless dinners, receptions and social functions that enable high quality levels of face-to-face contact and networking – ranging from large scale to one on one opportunities.

A strong program has been developed for 2015, featuring insightful leading commentators, presentations, and interactive panel discussions. Over 100 well-known experts and practitioners from across Canada will be joined by senior executives from the United States, Asia and Europe.

The Real Estate Forum along with the Global Property Market conference will offer three hard-hitting information-packed days examining key issues, trends, challenges, risks and opportunities in the acquisition, investment, management, financing, development, and leasing of all property classes – office, industrial, retail, multi-unit residential and land.

We sincerely hope that you will take advantage of this very informative event which is only held once a year.

PRINCIPAL SPONSORS

REALpac
Real Property Association of Canada / Association des Immobiliers du Canada

NOTIFICATIONS

Limited Rooms Available
[Book your Hotel today.](#) [Register for the Real Estate Forum](#)

RECEIVE NEWS & UPDATES

Your Email

Subscribe

Subscribe and Become a Member

You need to create an account on these forums and then again start offering value, posting relevant content and offering the link of your opt-in page in email signature or wherever possible.

EXCLUSIVE NINJA BONUS TIPS

To generate traffic from the forums you need to fill out the profile information section with your real identity information and a good picture.

You need to add value to the forum first; else you will again sound as a spammer and person with no credibility.

Ask a lot of relevant questions and aim at getting maximum exposure to your answers.

Add the link of your opt-in page in your email signature, so that they can get added to your list.

Start threads if you want and answer questions you know answers of.

If you don't know answers, then do a bit of research and put the best possible answer that you have. But, don't make up your answers.

If you are into Internet Marketing niche or Make Money Online niche, then you should start with warrior forum, because this is a place where there are a lot of other people who are all looking to create a stable income online.

Warrior forum looks like this.

Are you sick & tired of affiliate marketing, online MLM's, and the internet marketing "grind"? >>> [CLICK HERE](#)

Advertise with Us (View All)

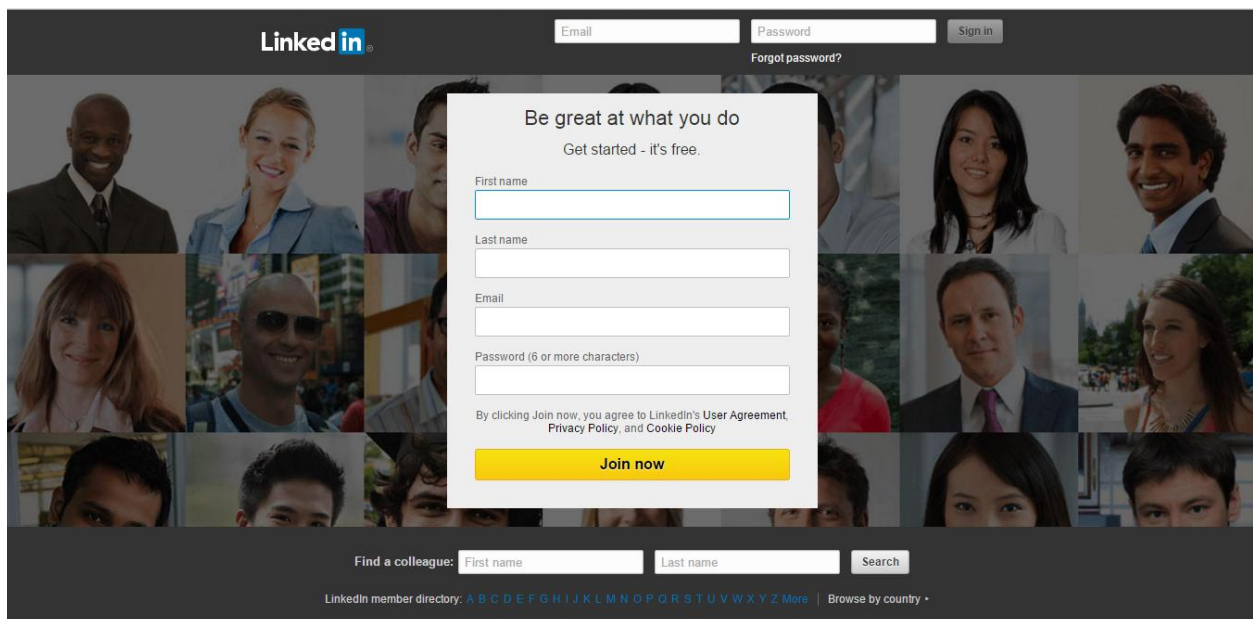
Forum	Last Post	Threads	Posts
The Warrior Forum			
<div>NEW</div> <div> Main Internet Marketing Discussion Forum (1646 Viewing) Find out and learn more about SEO, running an online business, latest trends and effective strategies and techniques for marketing your business, website or product online. </div>	Can I use Blogger as a... by Omar Abd Alaziz 30th January 2016 05:11 PM >	229,929	2,604,580
<div>NEW</div> <div> Warrior Special Offer (2330 Viewing) The world's largest internet marketing marketplace. Warrior Special Offers (WSOs) are deals available exclusively through Warrior Forum, that no-one else can beat. </div> <div> <div>Sell my product or service</div> <div>Earn as an affiliate</div> </div> <div> <div>Sub-Forums:</div> <div> Other Website Products & Services Warriors For Hire Web Hosting Offers </div> <div> Warrior Forum Classified Ads Wanted - Members Looking To Hire You Affiliate Program Database </div> </div>	<div>WP Tweet Machine Review...</div> <div>by mynameisabhijit</div> <div>30th January 2016 05:12 PM ></div>	74,962	2,421,886
<div>NEW</div> <div> The War Room (49 Viewing) The Internet's #1 private forum for elite marketers & entrepreneurs. </div> <div> <div>JOIN</div> <div>THE WAR</div> </div>	Private	2,820	101,770

You can visit the forum here: <http://www.warriorforum.com/>

Traffic Source #3: LinkedIn

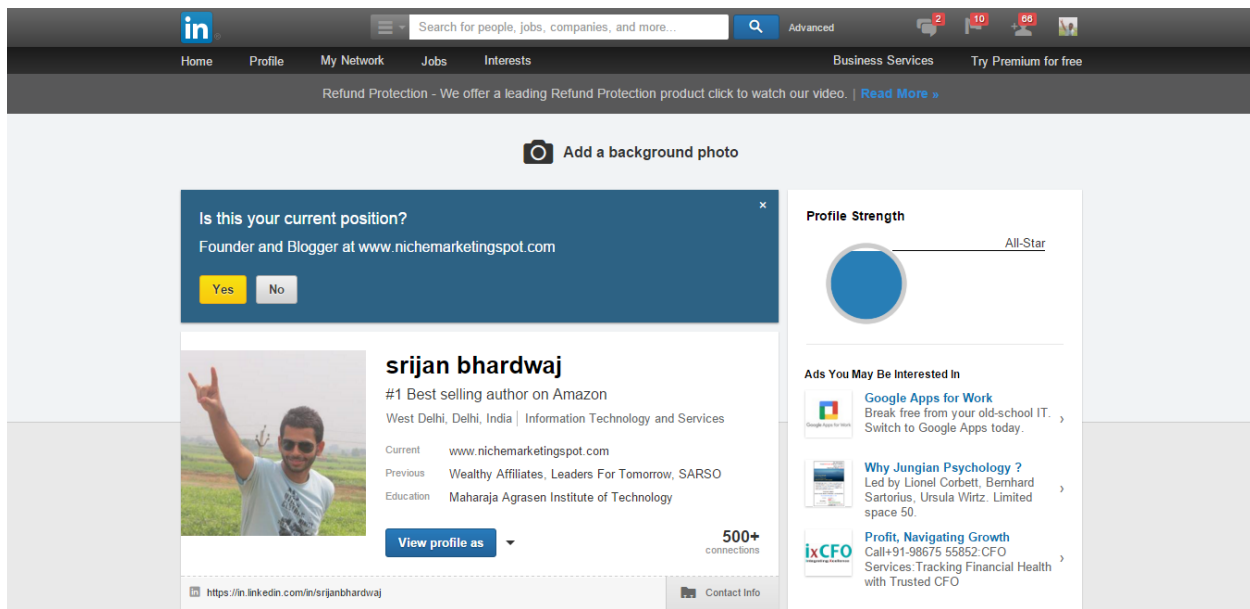
LinkedIn is one of the most popular traffic sources but a very few people are using it. *LinkedIn offers very high quality niche specific traffic.* As LinkedIn has a lot of professionals on it, you get only serious people in your email lists.

You can visit LinkedIn here: <https://www.linkedin.com/>

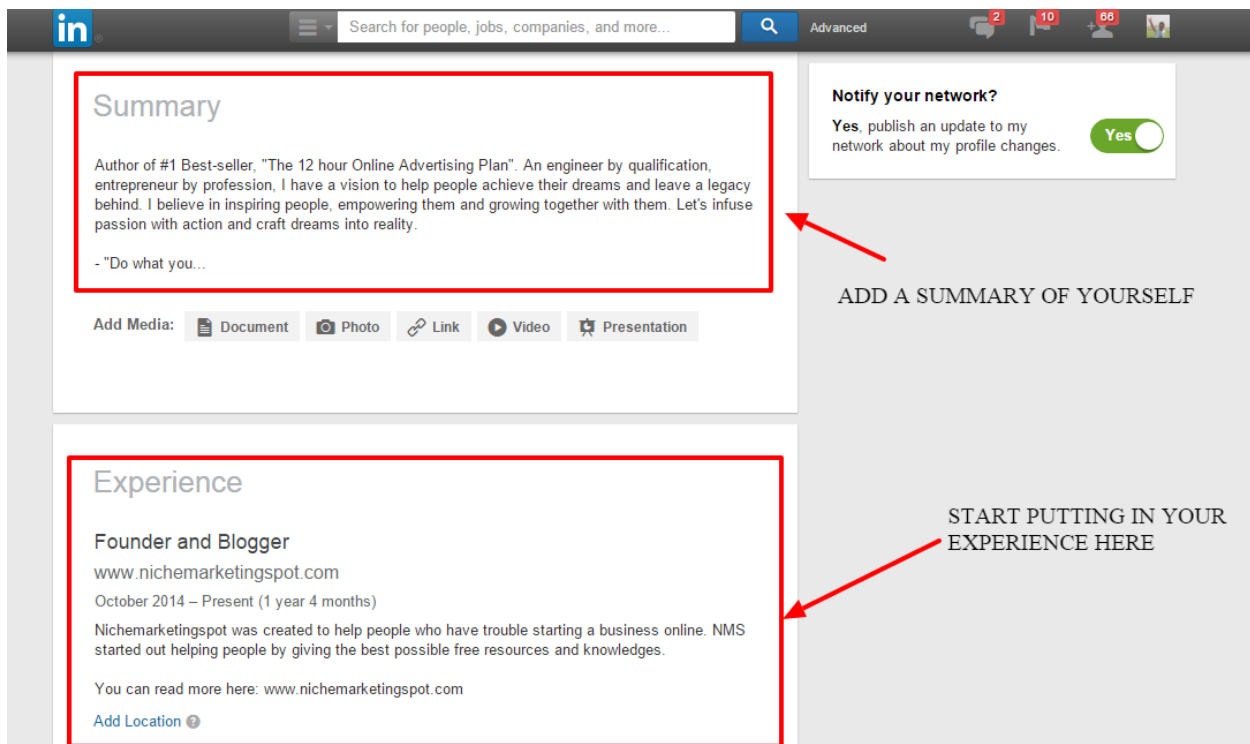
A screenshot of the LinkedIn homepage with a sign-up overlay. The background shows a grid of diverse professional headshots. At the top, the LinkedIn logo is on the left, and there are input fields for 'Email' and 'Password' with a 'Sign in' button. Below these is a 'Forgot password?' link. The central overlay is a white box with the heading 'Be great at what you do' and the subtext 'Get started - it's free.' It contains four input fields: 'First name', 'Last name', 'Email', and 'Password (6 or more characters)'. Below the password field is a line of text: 'By clicking Join now, you agree to LinkedIn's User Agreement, Privacy Policy, and Cookie Policy'. At the bottom of the overlay is a yellow 'Join now' button. At the bottom of the page, there is a search bar with 'Find a colleague:' followed by 'First name' and 'Last name' input fields and a 'Search' button. Below the search bar is a link to the 'LinkedIn member directory' with an alphabetical list of letters and a 'Browse by country' dropdown menu.

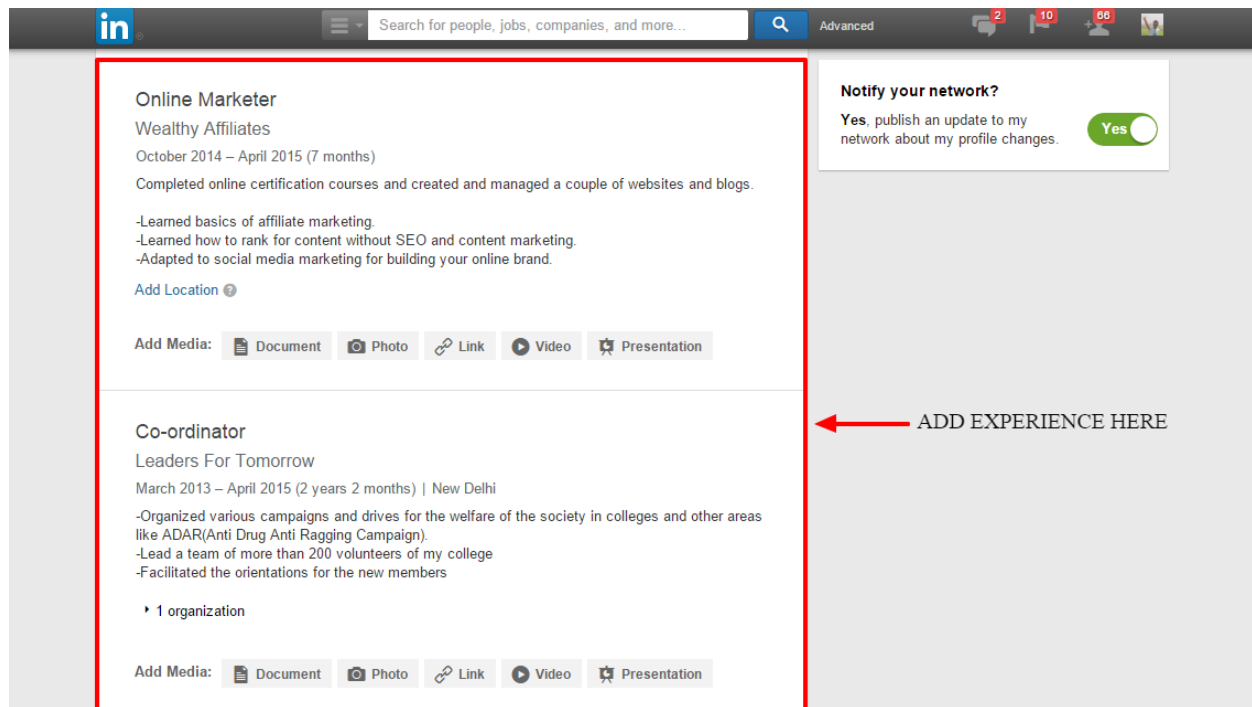
Once you have signed up, you will need to create your profile.

I will highly recommend you to create a very detailed profile and add as much content as you can. A profile looks like this:

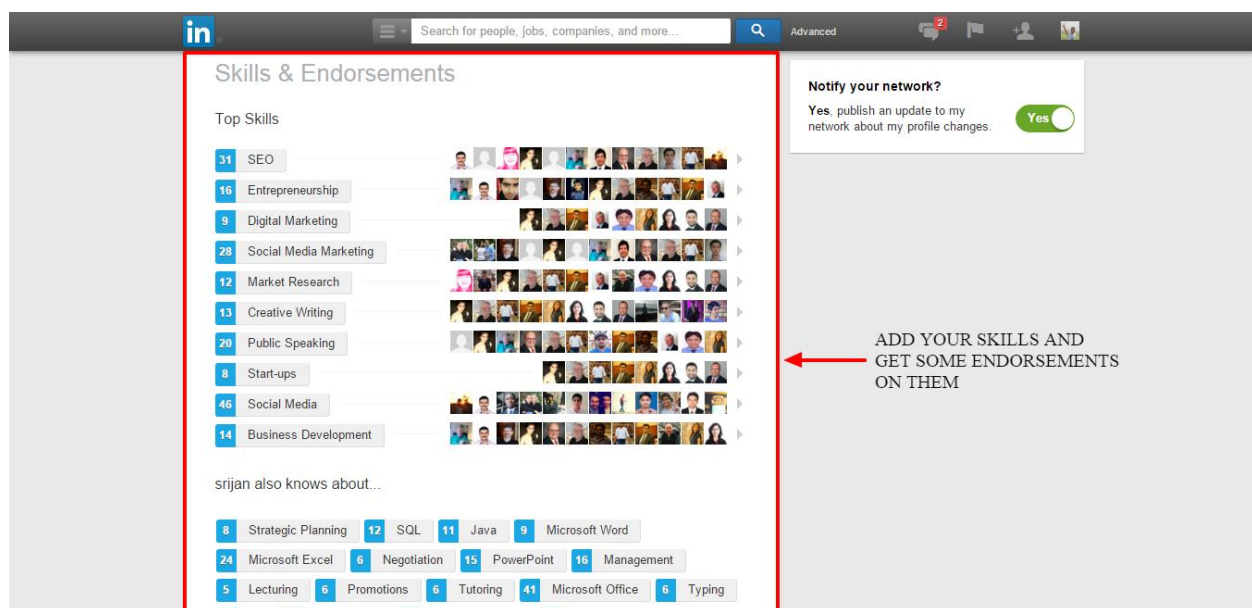


Make sure that you add a good summary and add highly relevant content in your experience section as well.





You must also add in your skills and get endorsements on them.



Once you have done this, you can publish a post on LinkedIn with your blog link or website or opt-in page link.

64% Website Traffic

The Exact Method I used to Generate more than 2,000 Visitors to my Website and get 224 Leads in less than 5 days!!

Sep 20, 2015 **162 views** **9 Likes** **1 Comment**

Before starting your journey, **to make money online**, you need to understand that there is one significant factor which separates all the people. This factor is responsible for the success of people as well as their failure. The people who succeed online and the people who fail online, both revolve around this major factor. **I am talking about traffic generation.** If you want to be successful and want to make money online, then you need to start generating any sort of traffic.

You can generate a lot of buzz from your post.

Shahfizal MUSA **1st**

I Help Companies Get the Right Publicity from the Right People by Leveraging the Power of the Media

You know what? This really helpfull, can i do skype interview with you

Unlike(1) · Reply(1) · 4 months ago

srijan bhardwaj **AUTHOR** **YOU**

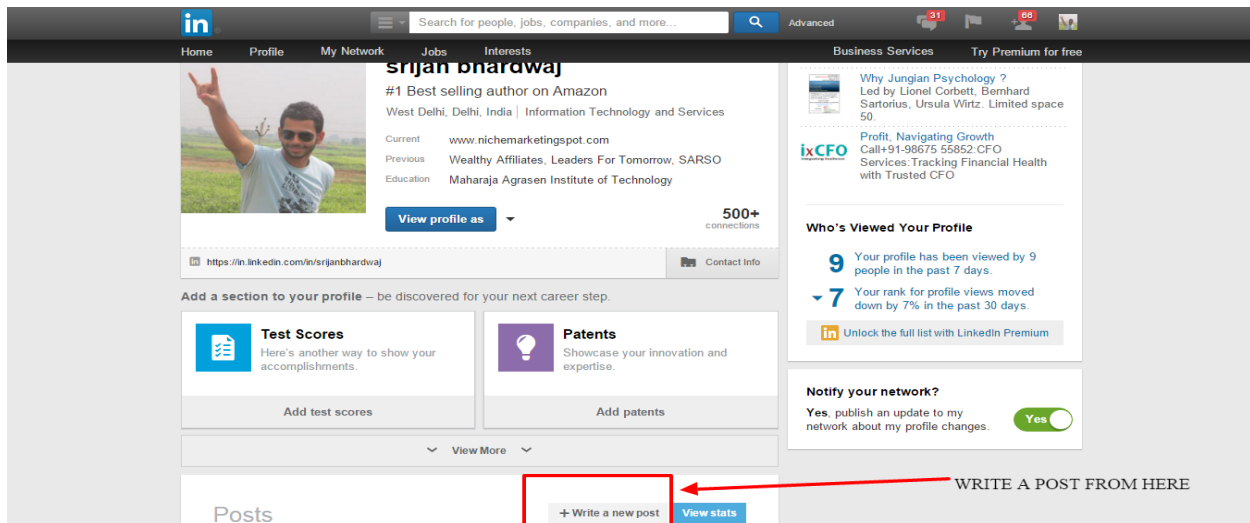
#1 Best selling author on Amazon

Yeah Sure Shafizall! My skype username is facebook:srijan.bhardwaj !

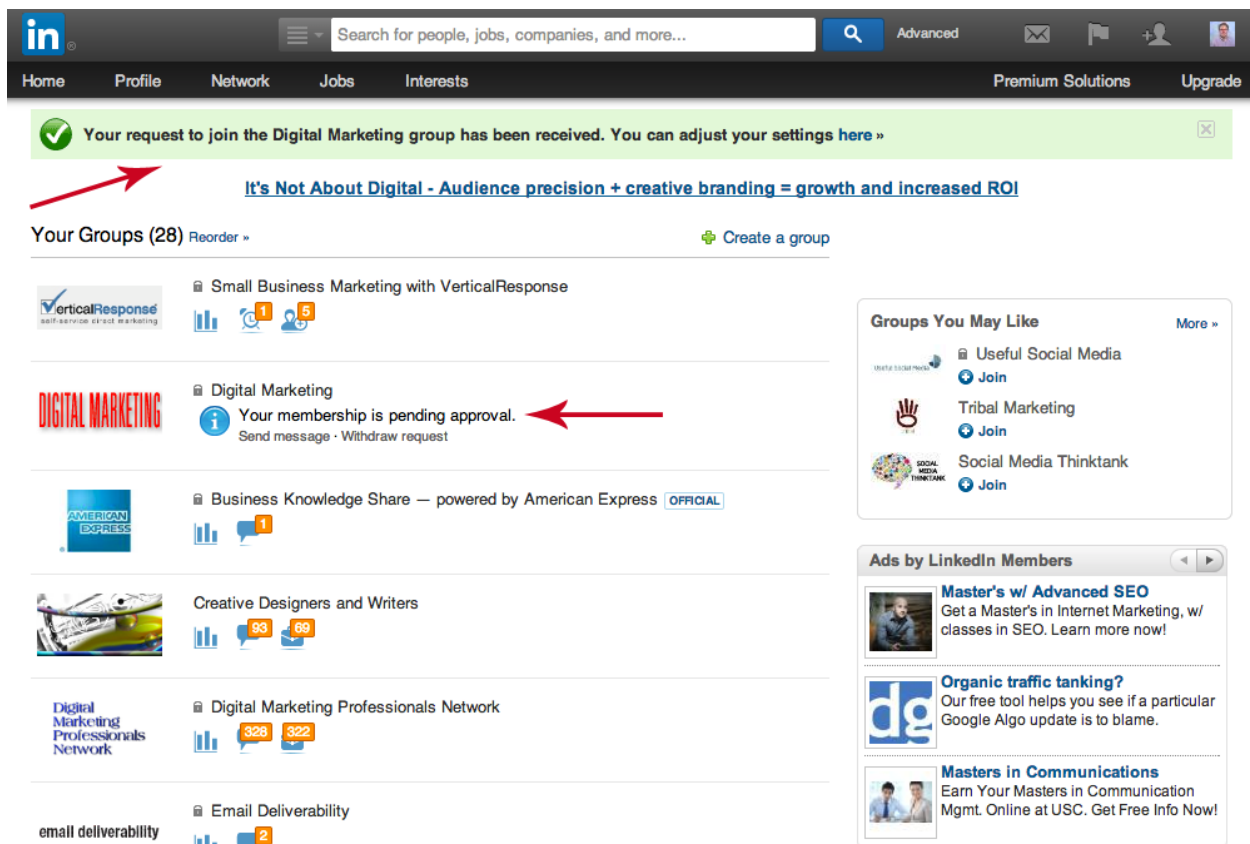
Like · 4 months ago

GREAT OPPORTUNITY TO GET SOME BUZZ

You can go on and write a post from your profile section in LinkedIn.



If you want, you can also add yourself to some relevant groups and share your posts there.



There are two types of groups in LinkedIn, open groups and closed groups.

To add yourself into the closed groups, you will need the permission of an admin. Usually, you get added into a group in 1-2 days.

Interestingly, LinkedIn allows you to add yourself into 50 groups. So you need to be wise and picky and pick 50 active groups of your niche that have a lot of members in them.

The more the members in the group, the better it is.

If there are 3,000 members in one group and you're added into 50 such groups then just imagine the exposure and visibility your post is going to get from these groups. And that too, totally free!

Traffic Source #4: Kindle

This is my favorite traffic source and I get a lot of fresh subscribers from this source. To leverage Kindle, you need to have a small e-book of around 20-25 pages and then upload it to *Amazon's "KDP Select"* program.

If you want, you can write your book or you can outsource it or even better, you can rebrand a PLR.

The biggest advantage of putting your book on Kindle is the "KDP Select program" that allows you to give your book for free in the Kindle Marketplace for 5 days in every 90 days.

And, in these 90 days, you can easily get 5,000-15,000 downloads on your book. In other words, you can easily get in 500-1500 subscribers on your email list.

To do so, you need to add a free gift in the beginning of your book and give the link of your squeeze page. **Make sure that you are including your gift at least 2 times in your book, once in the very beginning of your book and once in the end.**

LOOK INSIDE! Kindle Book Print Book Zoom Zoom Feedback

Green Smoothies - Top 200 Green Smoothie Recipes (Kindle Edition) by Jamie Stewart

★★★★★ (12)

Book sections

Cover Beginning **FREE BONUS OR GIFT**

GET YOUR FREE REPORT NOW!

Get the Ultimate Guide to Your Dream Body for **ABSOLUTELY FREE!**

- ✓ Includes a detailed day-by-day meal plan
- ✓ Includes more than 20 under 200 calories recipes
- ✓ Daily exercise recommendations
- ✓ Learn how to eat healthy and delicious to stay fit

LINK TO THE LANDING PAGE [CLICK HERE TO DOWNLOAD](#)

CTA OR CALL TO ACTION *Download a FREE PDF file with photos of all the recipes.*

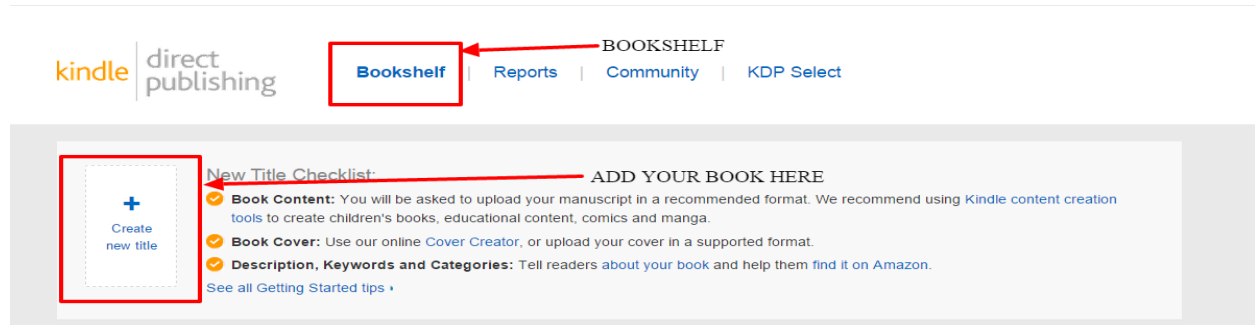
Kindle even gives you an opportunity to create a buyers list because the people who are going to buy your book are going to get added to your list as well.

Now, you have to go to <https://kdp.amazon.com/> and click on the signup button.

Once you sign up, you will have to confirm their terms and conditions. This part will barely take you a couple of minutes. After this, you can proceed to fill in other essential details like your country, address and tax information.

While you are setting up this account, ensure that you fill in all the information and leave no field blank else you will have to come back and fill the information at the time of publishing your book.

Now, you need to go to bookshelf and click on add a new title.



Then add up the details of your book. The page would look like this:

be eligible to remain in the program. See the [KDP Select Terms and Conditions](#) and [KDP Select FAQs](#) for more information.

Getting Started

Learn more about Kindle content creation tools for children's books, educational content, comics and manga.

1. Enter Your Book Details

Book name

Please enter the exact title only. Books submitted with extra words in this field will not be published. [\(What's this?\)](#)

Subtitle (optional)

Please enter the exact subtitle only. Books submitted with extra words in this field will not be published.

Categories [\(What's this?\)](#)

Add Categories

Age Range (optional) [\(What's this?\)](#)

Minimum

Maximum

Publisher (optional) [\(What's this?\)](#)

Description [\(What's this?\)](#)

4000 characters left

Book contributors: [\(What's this?\)](#)

Add contributors

keywords. Browse categories are the sections of the Kindle store (History, Fiction, etc.). Search keywords help customers find your book when they search the Kindle store. Learn more about [browse categories](#) and [search keywords](#).

Should I enable Digital Rights Management?
DRM (Digital Rights Management) is intended to inhibit unauthorized distribution of the Kindle file of your book. Once you publish your book, you cannot change its DRM setting. [Learn more](#)

How do I know if my book is in the public domain?
Once the relevant term of copyright for a work has expired, the work falls into the public domain. The duration of

FILL IN THE DETAILS HERE

high quality cover from scratch.

- Cover guidelines**
Please read our [Cover guidelines](#) if you are planning to upload your own cover.
- Cover Creator help**
With Cover Creator anyone can design a high quality cover for their book in minutes.
[> Cover Creator help](#)

You can edit, create or upload a new cover for your book at any time.

2. Verify Your Publishing Rights

Verify Your Publishing Rights ([What's this?](#))

☐ This is a public domain work.

☐ This is not a public domain work and I hold the necessary publishing rights.

3. Target Your Book to Customers

Categories ([What's this?](#))

[Add Categories](#)

Age Range (optional) ([What's this?](#))

Minimum [Select](#) Maximum [Select](#)

U.S. Grade Range (optional) ([What's this?](#))

Minimum [Select](#) Maximum [Select](#)

FILLING UP THE
NECESSARY
DETAILS HERE

Search keywords (up to 7, optional) ([What's this?](#))

4. Select Your Book Release Option


Please select if you are ready to release your book immediately or if you would like to make it available for pre-order ([What's this?](#))

☒ I am ready to release my book now

☐ Make my book available for pre-order

5. Upload or Create a Book Cover

Upload an existing cover, or design a high-quality cover with Cover Creator. (optional)

 I have a book cover designed and ready to upload
Please read our [Cover guidelines](#)

[Browse for image...](#)

I want to design a cover using the Cover Creator (beta).

[Launch Cover Creator](#)

6. Upload Your Book File

Select a digital rights management (DRM) option: ([What's this?](#))

☐ Enable digital rights management

☒ Do not enable digital rights management

FILL UP THE DETAILS
HERE AS WELL

When you fill up these details, you can go to the next page and fill other essential details there as well. Once you have done that, you just need to hit publish and your book would go under processing and review by Amazon.

Usually, a book takes 24 hours to go live. In this time, Amazon checks many things like whether the content is original or copied, is it following the guidelines set up by them or not and much more.

Bonus Traffic Source #1: Email Traffic

If you already have an email list, then your email list is going to be the **biggest traffic source** which is going to bring in high quality traffic.

Imagine if you could send out an email to 20,000 people on your list. How many do you think will click on your link?

Well, let's say that only 5% of the people click on your link. That means that you are getting around 1,000 visitors on any offer of your choice.

This also means that if the offer page is converting at 20%, then you are going to get 200 sales.

Most of the offers are about \$7. Hence, you are getting \$1,400 with just one email.

Isn't that great? You can do it over and over every day. Just make sure that you have a good relation with your list and you offer them great value as well.

Else you will burn out your list quickly and will not get any sales.

There are 2 kinds of email lists that you can build.

One is the **freebie list** which this product teaches you. This is a list of people who wanted your free offer and they had put in their email in exchange of the bribe.

And that is completely ok, because you are still getting an opportunity to build a relationship with these people and then convert them into buyers.

The other option is to have a **buyers list** or a **list of customers**. You can simply create a product of your own and offer it to your freebie list. Out of your freebie list, you will get your buyers list.

Bonus Traffic Source #2: JV Partners

This is another great technique to get hoards of traffic at your doorstep. All you need to do is to get some JV partners on board and let them do the heavy lifting for you.

If you create your own products, you can ask JV partners to promote for you and hence build a buyers list of your own leveraging their lists and that too for free.

However, you will have to **offer a good commission** to them on each sale which can vary from 50% to 100%. A few marketers who have a strong backend in place even offer up to 200% commissions because they know the value of a buyers list.

Also, offering commissions is a must else no one is going to promote an offer without getting anything in return. People need a reason to help you. So, offer them great commissions and let them help you.

EXCLUSIVE NINJA BONUS TIPS

- Start networking with as many people as can.
- Always focus on building a relationship first.

- If you hit the JV partners up directly with your offer, then no one will promote you.
- Help the JV partners when they are launching a great product. But, ensure that the product is valuable to your buyers.
- Look out for common marketplaces like JVZoo, Clickbank and WarriorPlus to find these JV partners.
- You can also use your FB profile to reach out to as many partners as possible.

Final Words

Now, in the end, I would just want to say that this is the exact step by step system that I personally used and I have revealed the blueprint to you.

Following these footsteps, **you can easily create a massive empire of online income** in a couple of months from now. But, it wouldn't happen if you don't take action.

Everything now depends on you. The only person standing between you and your success is YOU!!

You have been shown exactly what to do and how to do. Now, it's your job to go out and take huge actions, make some progress, record it and scale up your business. No other person will do this for you. **I recommend going through the bonuses now.**

Lastly, I would just like to thank you for trusting me and buying this product. I firmly believe that this product covers all the details that you would need to make it big in the Kindle market. I hope to hear from you real soon now.

Till then,

Good luck (And don't forget to take action!).